



Chief of Police
Michael A. McDermott


FEDERALSBURG

POLICE DEPARTMENT

P.O. Box 431
104 Morris Ave
Federalburg, MD 21632
Phone #: (410) 754-8966 Fax #: (410) 754-8097



"To Protect & Serve"

TO: Mayor and Council Members
FR: Chief Michael A. McDermott 
DT: January 6th, 2022
RE: Annual Police Report for the Year 2021

The Town of Federalburg continued to make great strides in addressing crime prevention and detection during the year 2021. During 2020, the town found itself statistically comparable to the 15th safest city in the State of Maryland. This past year, we have broken into the top 10 for Maryland's "Safest Cities" of 2021. These positive results are reflective of crime rates being lowered in all categories. The total number of reported crimes and offenses in Federalburg decreased by over 28% from our 2020 numbers, and all of our measured metrics continue to reflect stability.

The police department posted another strong, productive year for public safety. Our productivity increased by over 50% from previous record breaking totals in 2020. Our retention of personnel remains robust as we once again completed another year with a full complement of personnel. This runs contrary to National, State, and local trends within the law enforcement employment sector. I cannot name one local department which does not have multiple job openings for police personnel. We believe the retention of skilled, seasoned officers is one of the driving forces of our success.

Our transition to the Enterprise Fleet Public Safety Program has proved to be very successful. The department replaced two additional aging units in the spring of 2021 and will continue with the transition in 2022. The fleet reflects a strong, professional image for the town while ensuring our staff is operating with the safest equipment available.

We continued to address traffic safety concerns in 2021. We increased our traffic stop totals by over 88% with a near 120% increase in Warnings issued to drivers for various violations. Speed enforcement was a principle concern as it contributes to more serious injuries in motor vehicle collisions. In order to gather data to assist with deployment of resources, the department received a matching grant from the local VFW Post 5246 which allowed us to purchase a speed display radar sign with a data collection package. The sign can be deployed to multiple locations in town where it can be utilized to determine if speed violations are occurring and the best time for enforcement action to occur.

Our staff continued to receive exceptional training opportunities during 2021, including in-person and virtual seminars. Our training had a strong focus on de-escalation and addressing the many changes being implemented by the Maryland General Assembly. We are constantly looking for training opportunities for our personnel, and this includes securing grants to provide for advanced law enforcement courses.

The department adopted a significant number of administrative changes to policy and procedure during the past year. These alterations ensure best practices are implemented and maintained by our staff. We visited our Records Retention Policy and brought the agency into compliance with Maryland archive standards. This involved a review of decades of records previously retained. The changes have streamlined our paper records and should result in lower costs for digital records retained on our cloud based platforms.

Ministerium Sacrificium

"FOR SERVICE & SACRIFICE"

Reported Criminal Statistical Highlights for 2021

- Our Violent Crime Rate was reduced by over 76% representing our most significant reduction to date. These numbers represent phenomenal success for the town. We only had two reportable Violent Crimes (both Aggravated Assaults) with neither resulting in serious injury.
 - Biggest reduction: Assaults were down by 57%
- Our Property Crime Rate also experienced a significant reduction of over 20%.
 - Biggest reductions: Motor Vehicle Theft was down by 111% while Larceny/Theft cases were down by 60%.
 - There was a slight increase in Burglaries from 10 to 13.

Productivity

Departmental productivity experienced a 50% increase over the previous year with 13,277 calls for service and initiated police activity. This included 10,620 Patrol Checks of area businesses, public facilities, and institutions. Traffic related enforcement increased by over 88% from the previous year with staff recording 2,254 Traffic Stops resulting in the issuance of 3,040 Warning Tickets and 603 State Citations. The agency responded to 29 Motor Vehicle Collisions. The biggest factors for the collisions were the Failure to Yield Right of Way (generally intersection collisions) and Distracted Driving (rear ending, leaving roadway, crossing centerline). Speed was not a primary factor in any of our investigated collisions (which we attribute to increased enforcement/officer presence).

Body Camera Upgrades

As part of our program with Axon Incorporated, the body cameras worn by our staff were upgraded to provide an increased field of view with enhanced optics and recording capabilities. While many agencies in Maryland are struggling to develop and implement a body worn camera program as now required under Maryland law, the FPD was an early adopter and are taking the system to the next level.

Surveillance System Upgrades

The upgrades and enhancements continued on our surveillance system. Utilizing our own funds and leveraging a grant from the Department of Homeland Security, we have been able to make necessary changes with equipment and transmission capabilities. This has provided us with better consistency and recording clarity. An expansion of the system is slated for later in 2022.

Training and Professional Development

Our staff continued to receive valuable training and professional development throughout 2021. This included over 400-hours of advanced and in-service training. We began utilizing Police One Academy as an on-line learning tool with targeted lesson plans that have a direct tie with our policies and protocols. This is a very cost effective way to increase training exposure to our staff during the regular course of their respective shifts.

Looking Forward into 2022

Federalsburg is experiencing the positive effects of retaining veteran staff who are highly motivated in their chosen profession. With the ongoing efforts made by the Mayor and Council, we anticipate continued retention and no retirement of personnel in the near future. This year will mark the biggest challenges for the law enforcement profession with the legislation taking effect on July 1st. The elimination of the Police Officer's Bill of Rights and the adoption of an entirely new system for addressing complaints via committee will be problematic. While we are attempting to gear our staff to take an adaptive approach, much remains to be seen. Other changes may take place in this year's legislative session which could modify that which is known. We simply do not know the totality of the impact on the law enforcement profession.

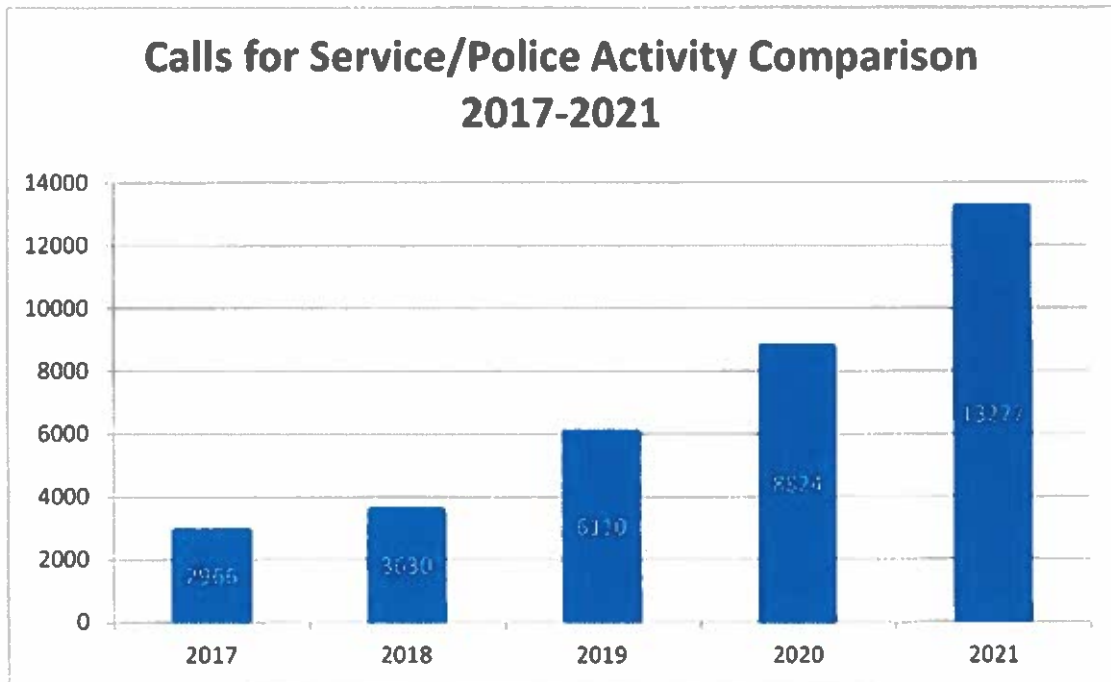
We can anticipate the competition for certified, experienced officers to only grow exponentially. We have already seen salaries increase at the state and county levels. While we cannot compete with these increases at the present time, we must do everything possible with an eye toward retention. After all is said and done, we believe in the team we are placing on the field. Their strong efforts, along with the ever increasing support from our community, continues to make Federalsburg one of the safest places to work, live, and raise a family on the Eastern Shore and in the State of Maryland.



<https://www.safewise.com/blog/safest-cities-maryland/>

	2021 Rank	City	Population	VC per 1,000	PC per 1,000
Federalsburg	10	Havre de Grace	13.10K	2.6	11.9
	11	New Carrollton	13.04K	2.5	12.7
	12	Frostburg	8.51K	1.6	18.0
	13	District Heights	6.02K	3.3	9.1
	14	Chestertown	5.03K	2.6	14.1
	15	Bel Air	10.03K	2.1	17.4

Federalsburg continues to move up on the "Safest Cities" Chart in 2021 and comes very close to breaking into the top ten as we advanced three positions from the previous year. We are restricted by population from being included (4K-min.) in the chart, but the application remains relevant. **AS IT RELATES TO OUR VIOLENT CRIME RATE, FEDERALSBURG FINDS ITSELF VERY COMPETITIVE MAKING IT ALL THE WAY TO THE TOP FIVE.**

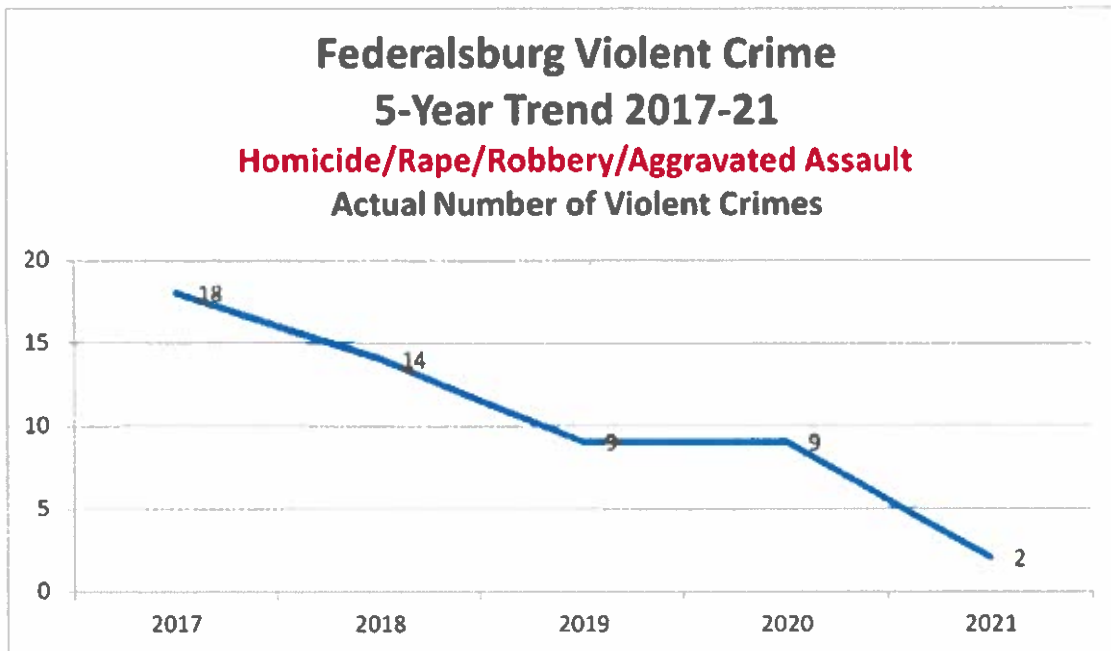


Captured in the chart above is a comparison of the previous 5-years volume of police calls for service and police actions taken in the Town of Federalsburg. The same data is represented by percentage as follows:

2021 Police Service and Activity have increased:

- **50% over the previous year (2020);**
- 117% over the year 2019 totals;
- 265% over the year 2018 totals; and,
- 348% over the year 2017 totals.

These increases are primarily impacted by increased police action as opposed to service requests. These actions include property, patrol, and business checks. They also include field interviews and traffic enforcement. We believe that an increased police presence (the “omnipresence” of law enforcement) tends to have a direct impact on criminal activity.

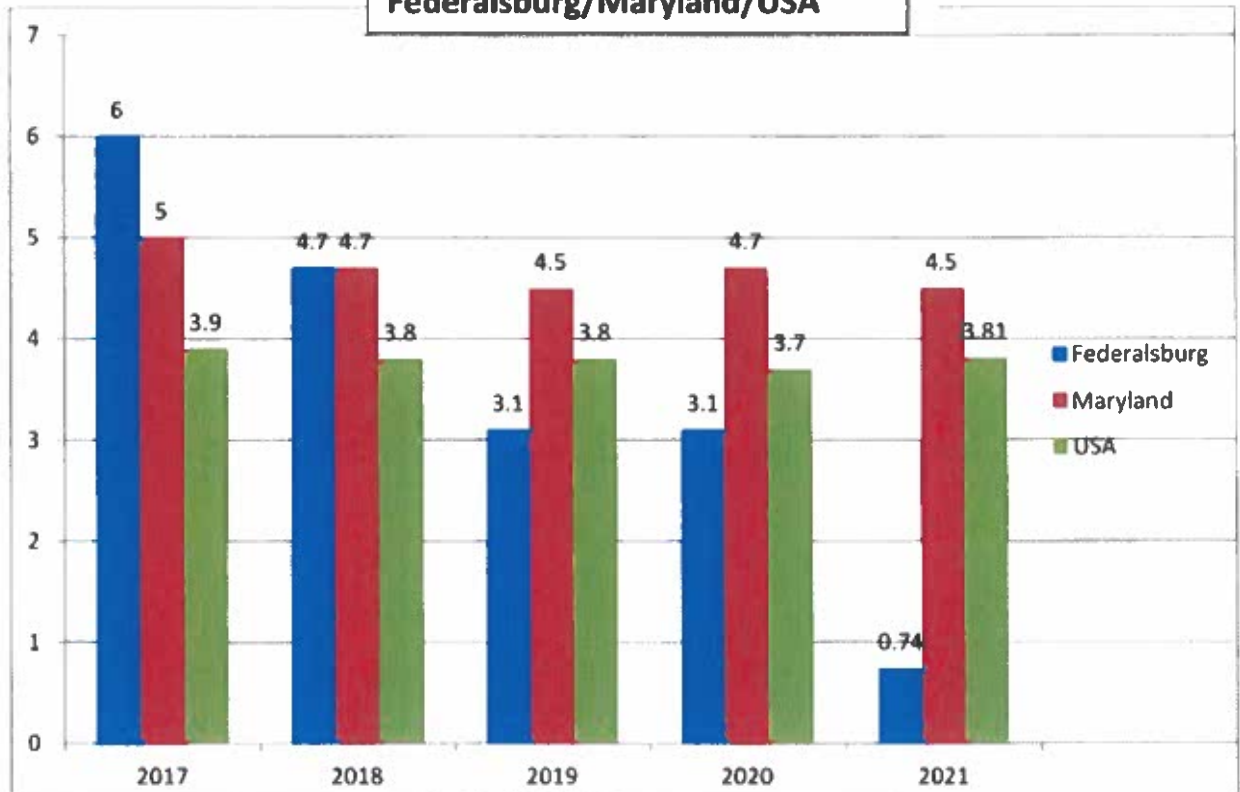


Displayed in the above chart is a comparison of the violent crime statistics spanning 2017 through the current year (2021) for the Town of Federalsburg. The data can be presented by percentage as follows:

- **Violent Crime is down by over 77% over the previous year.**
- **Violent Crime has dropped by nearly 90% since 2017.**

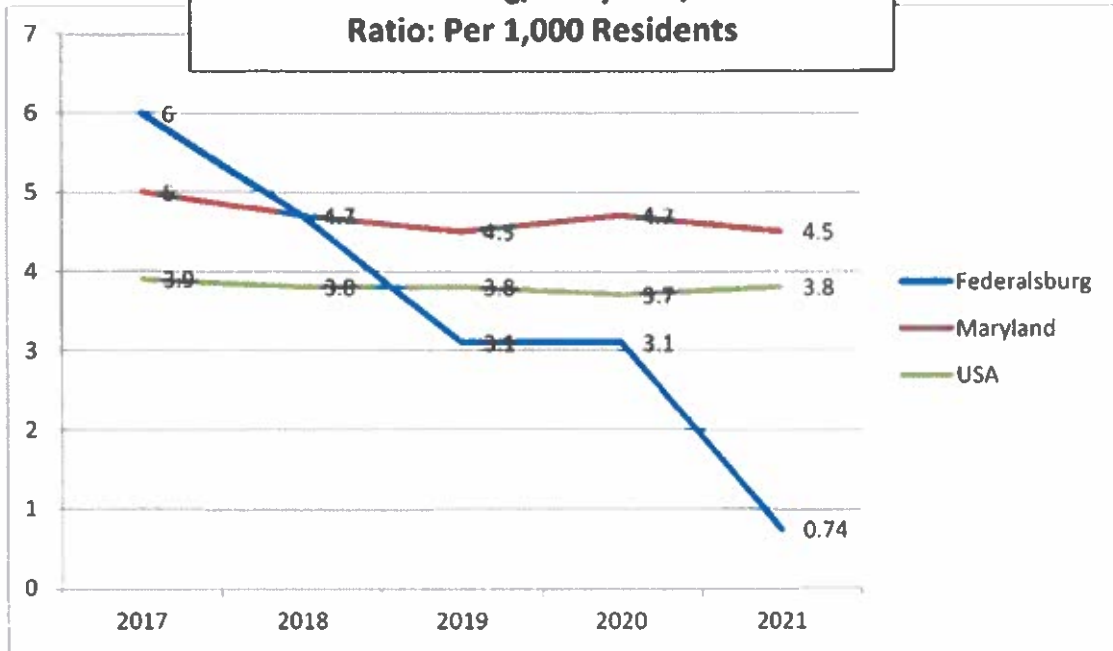
The two violent crimes committed in 2021 were Aggravated Assaults with one involving the display of a knife/cutting instrument and the other involving some other type of weapon (no firearms).

**Violent Crime Rate Comparison
Ratio: Per 1,000 Population
Federalsburg/Maryland/USA**



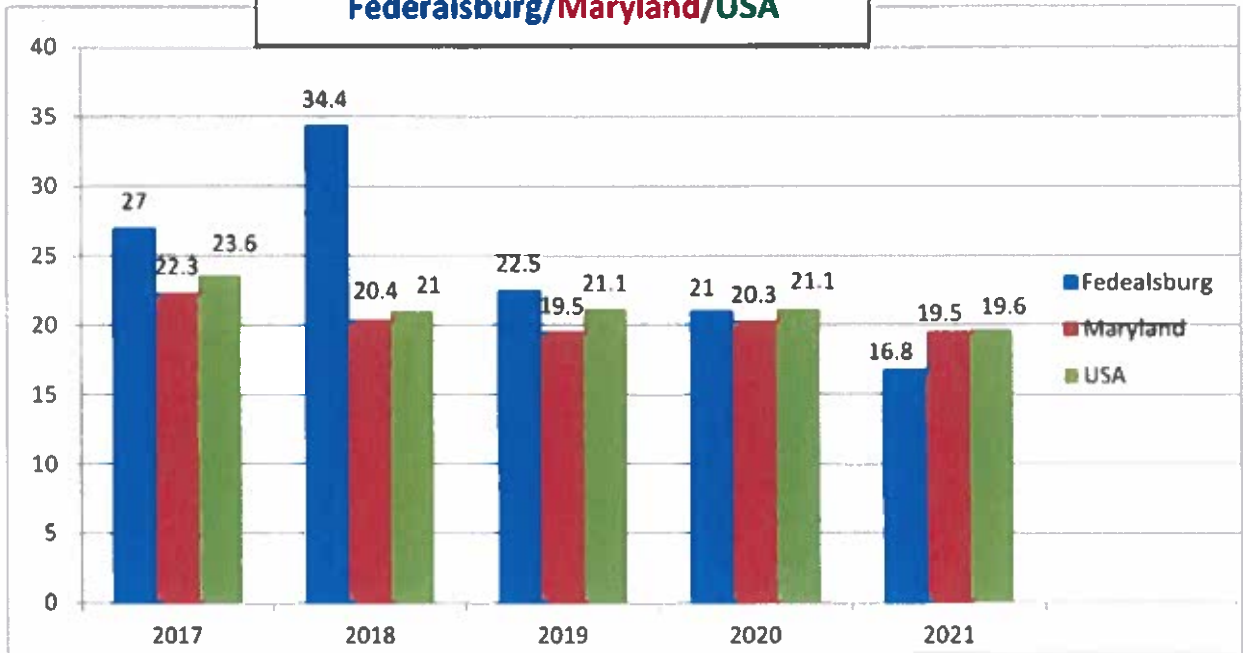
The Violent Crime rate continues to fall in Federalsburg, this year dropping by 76% over the previous year's record low numbers. While the national and Maryland rates remained relatively unchanged, Federalsburg continues a downward trend.

**Violent Crime Rate 5-Year Trend
Comparison Graph
Federalsburg/Maryland/USA
Ratio: Per 1,000 Residents**



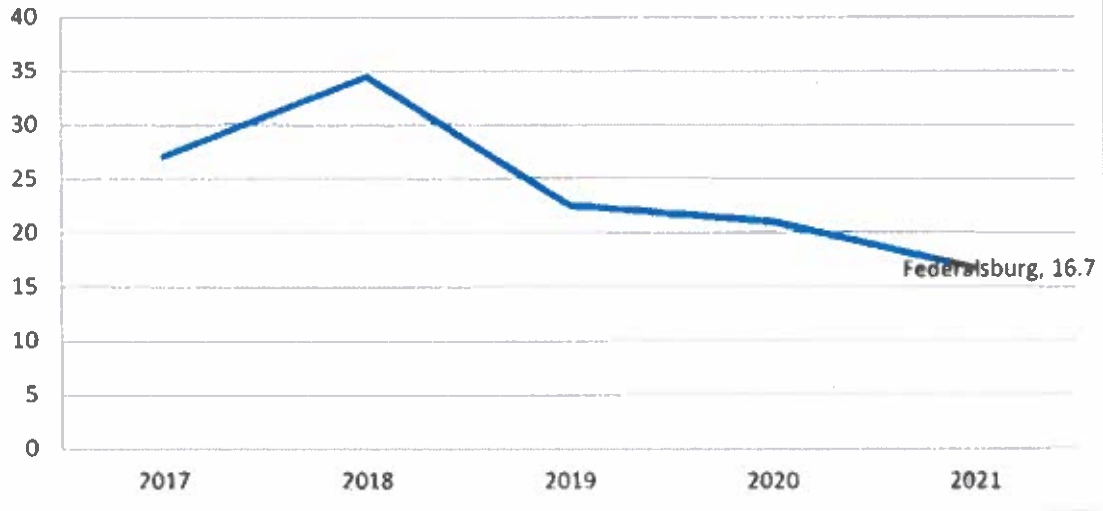
Lowering the rate of violent crimes in any community is a challenge. However, these rates can be impacted directly through the incarceration of violence prone members of the community. Better investigations and stronger enforcement action combined with thorough adjudication will assist any community in lowering their crime rates. Strengthening your enforcement effort will often result in effected persons relocating to another jurisdiction to avoid law enforcement contact. It is always a very small percentage of citizens who are engaged in criminal enterprise, and, particularly, who chose violence as their calling card. The FPD has been successful over the past three years in diminishing these types of threats to the community, and this has resulted in record low crime rates.

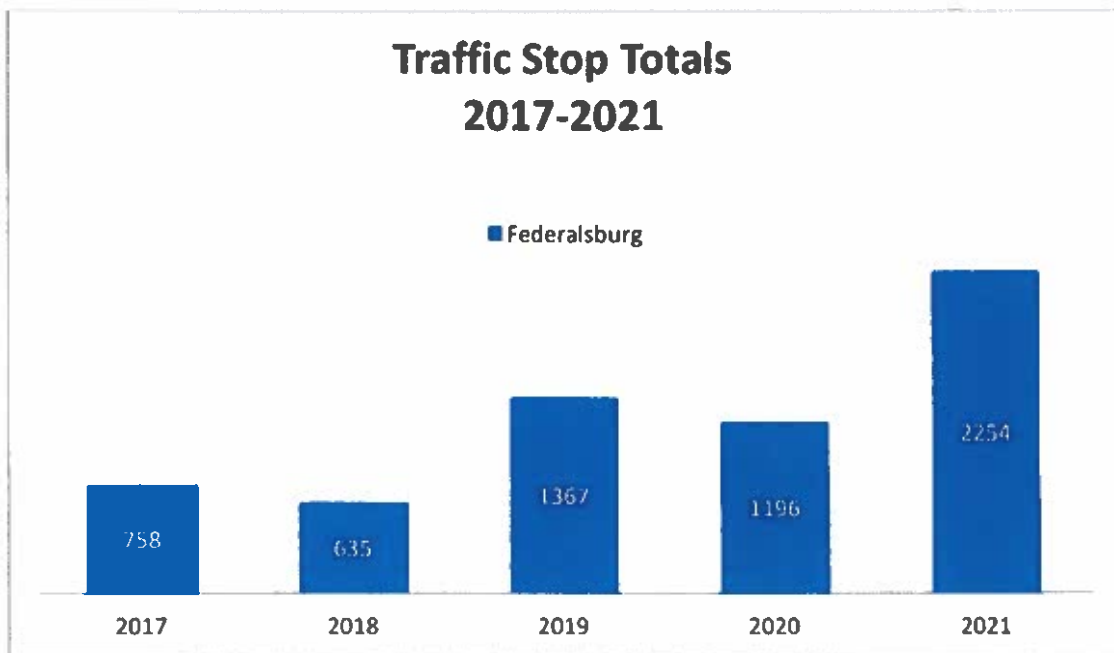
**Property Crime Rate Comparison
Ratio: Per 1,000 Population
Federalsburg/Maryland/USA**



For the first time in decades, the Property Crime Rate in Federalsburg has fallen significantly below the Maryland and national average. **Our Property Crime Rate has decreased by 20% from the previous year and is down by over 51% from 2018 numbers.** This represents a significant trend in the right direction.

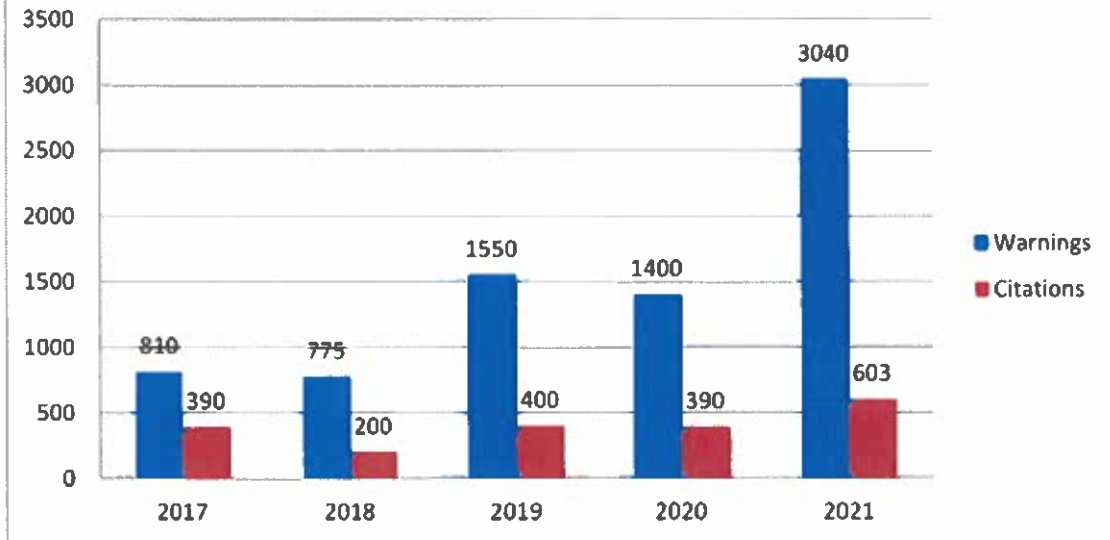
Federalsburg Property Crime Rate: 5-year Trend
Burglary/Larceny-Theft/Motor Vehicle Theft





The department's public interaction through traffic related vehicle stops increased by over 88% from the previous year (2020). We believe this interaction can serve to lower crime rates through detection and interruption. The department paused some of this activity during 2020 due to Covid-19; however we resumed our aggressive posture this year which can be seen in the data.

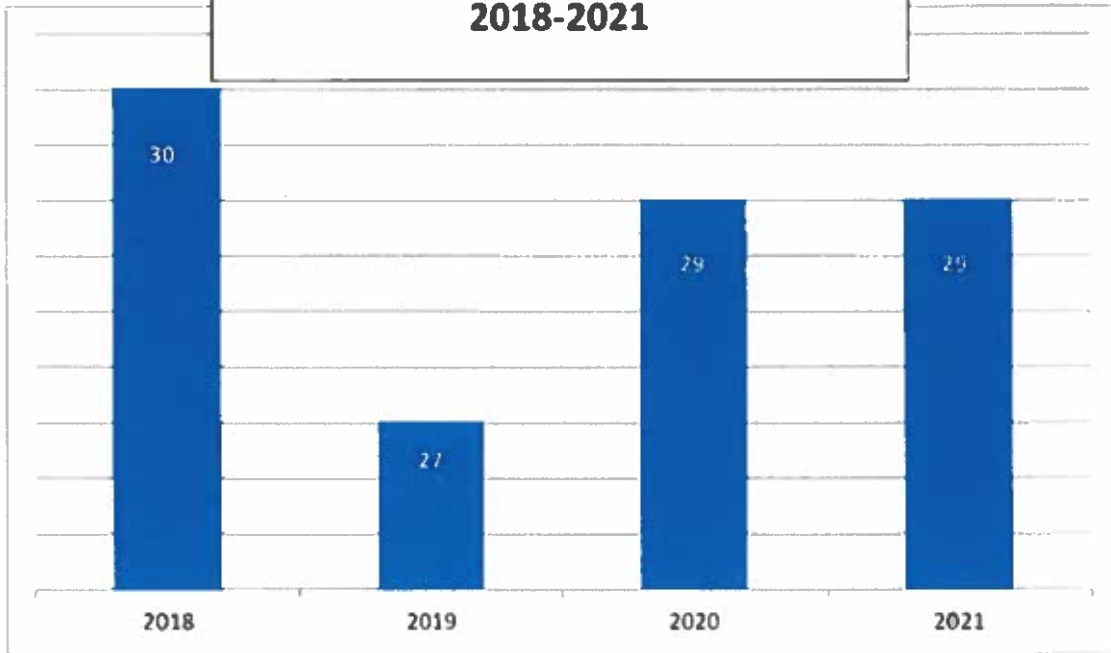
Traffic Enforcement Comparison Warnings/Citations Issued 2017-2021



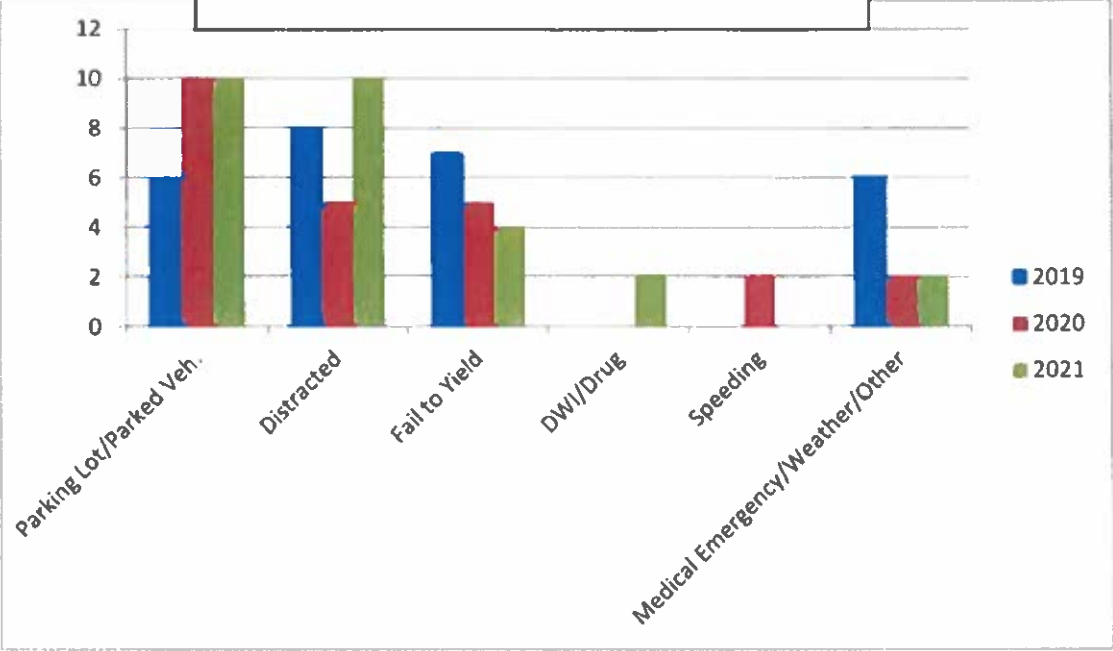
The department increased the number of Warnings provided to drivers by over 117% from the previous year (2020). The issuance of State Citations also increased 54% over the previous year totals. The department continues to focus on driver education and awareness through the issuance of a robust number of Warnings as opposed to Citations.

Federalsburg Motor Vehicle Accidents

2018-2021

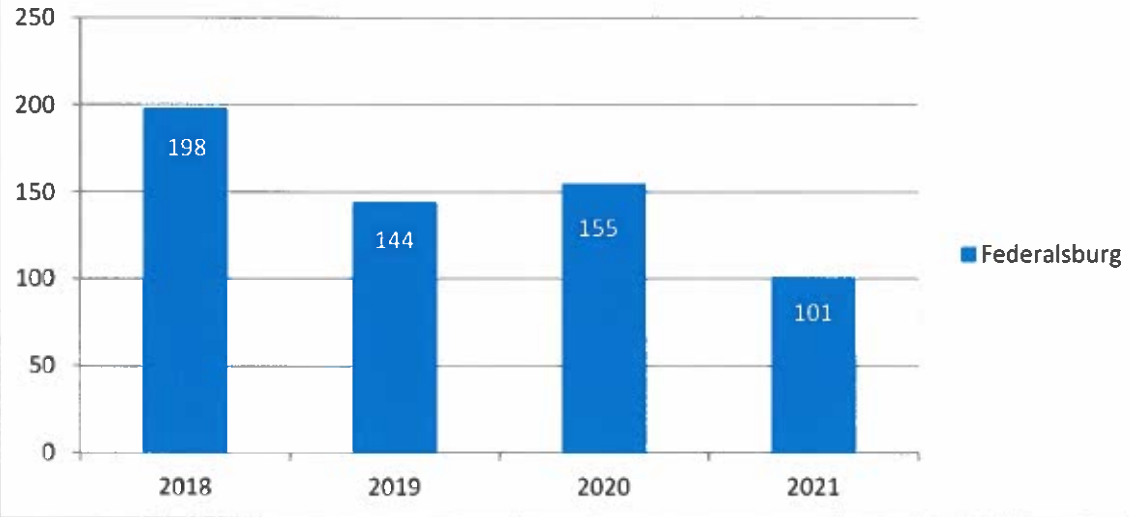


Motor Vehicle Accident Causation 2019-2021

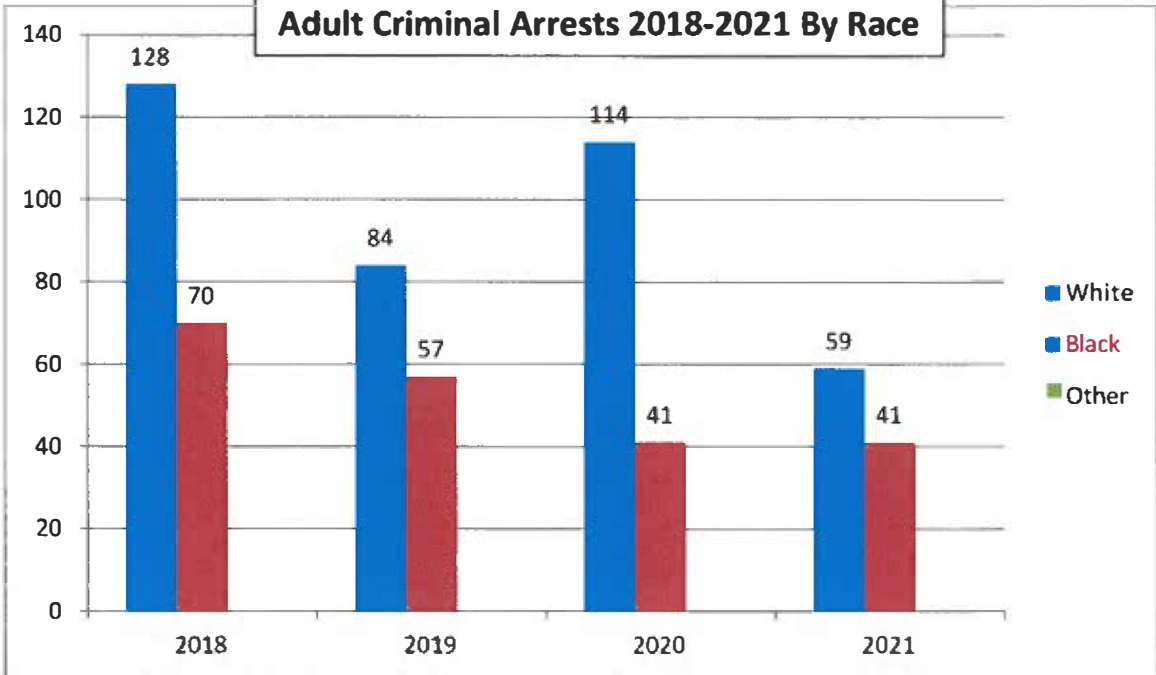


Excluding parking lot accidents and those with otherwise parked vehicles, most motor vehicle accidents in Federalsburg can be attributed to distracted drivers and a driver’s failure to yield the right of way. Speeding, as a primary cause, can only be attributed to two accidents in the past three years. Statistics analyzed over the past three years do not indicate any intersection with a particular problem (relative to MVA occurrences) as they are spread out around town at various intersections with traffic volume.

Federalsburg Police Criminal Arrests 2018-2021



**Federalsburg Police Department
Adult Criminal Arrests 2018-2021 By Race**



**Federalsburg Police Criminal Arrests
2018-2021
Male/Female**

